

WATER SHEET bocca di erogazione a getto montaggio a muro - Cromo spazzolato













IMO

13 415 979



- sporgenza 150 mm
- CASCADE, portata max. 26,5 l/min (a 3 bar)
- piastra di copertura 240 x 60 mm
- ingresso 1/2"
- montaggio con attacco rapido

Compatibile con: IMO, LULU, MADISON, MEM, TARA, CL.1, LISSÉ, VAIA, META, CYO

| | | |
|---|--------------------------------|---------------|
|  | Cromo spazzolato | 13 415 979-93 |
|  | Cromato | 13 415 979-00 |
|  | Platinato spazzolato | 13 415 979-06 |
|  | Platinato | 13 415 979-08 |
|  | Dark Chrome | 13 415 979-19 |
|  | Light Gold | 13 415 979-26 |
|  | Light Gold spazzolato | 13 415 979-27 |
|  | Ottone spazzolato (Oro 23k) | 13 415 979-28 |
|  | Nero opaco | 13 415 979-33 |
|  | Bronzo spazzolato | 13 415 979-42 |
|  | Champagne spazzolato (Oro 22k) | 13 415 979-46 |
|  | Champagne (Oro 22k) | 13 415 979-47 |
|  | Dark Platinum spazzolato | 13 415 979-99 |

13 415 979
mm [inches]

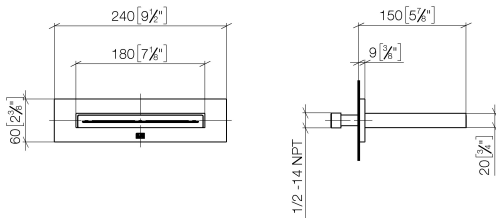


Diagramma di portata

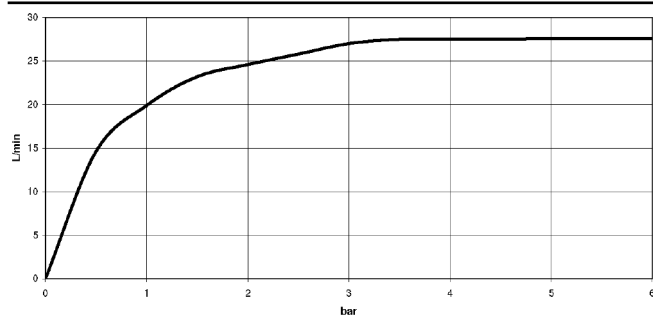
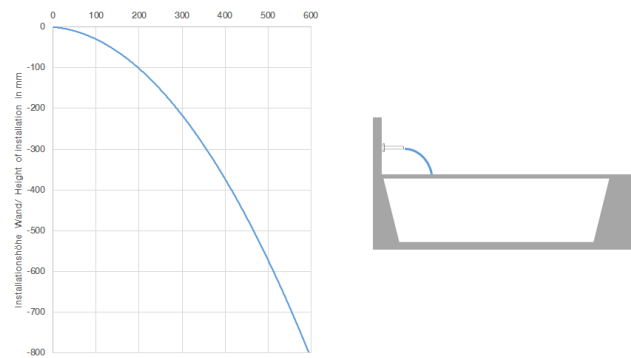


Diagramma gittate



Certificati

WRAS_2306001. IAPMO_4976 (6).

WATER SHEET bocca di erogazione a getto montaggio a muro - Cromo
spazzolato

IMO

13 415 979
Parts for other
finishes can be found
here: Cromato

